

Puritan Report for Batch – 25-806 1WC FDNA Lot# 3868

Prepared by the University of Maine DNA Sequencing Facility/ Patty Singer,
October 8, 2014

Swabs were received for testing on September 22, 2014.

Testing Scheme

DNA Test: 80 Test Swabs [27 from Beginning (1-27), 26 from Middle (28-53) and
27 from End (54-80)]

3 Positive Control Cheek Swabs CS1, CS2 and CS3 (81-83)

3 Genomic DNA Control Reactions (84-86)

1 No DNA Control (87)

DNase Test: 27 Test Swabs [9 Beg. (1-9), 9 Mid. (10-18) and 9 End (19-27)]

1 Positive Control

1 Negative Control

RNase Test: 27 Test Swabs [9 Beg. (1-9), 9 Mid. (10-18) and 9 End (19-27)]

1 Positive Control

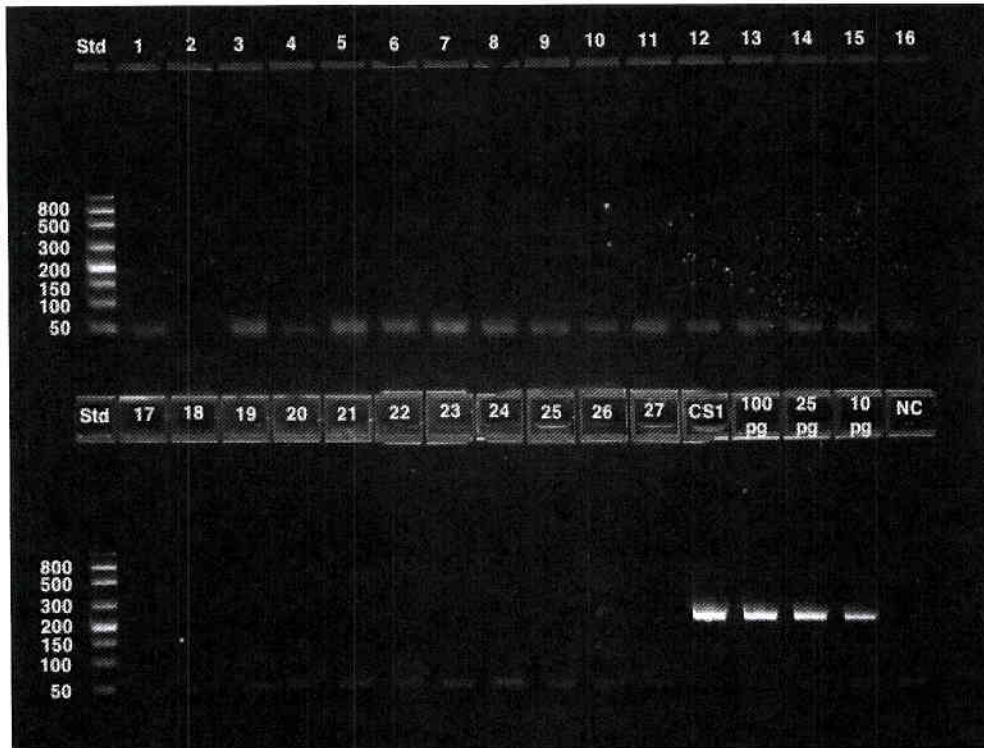
1 Negative Control

DNA Test

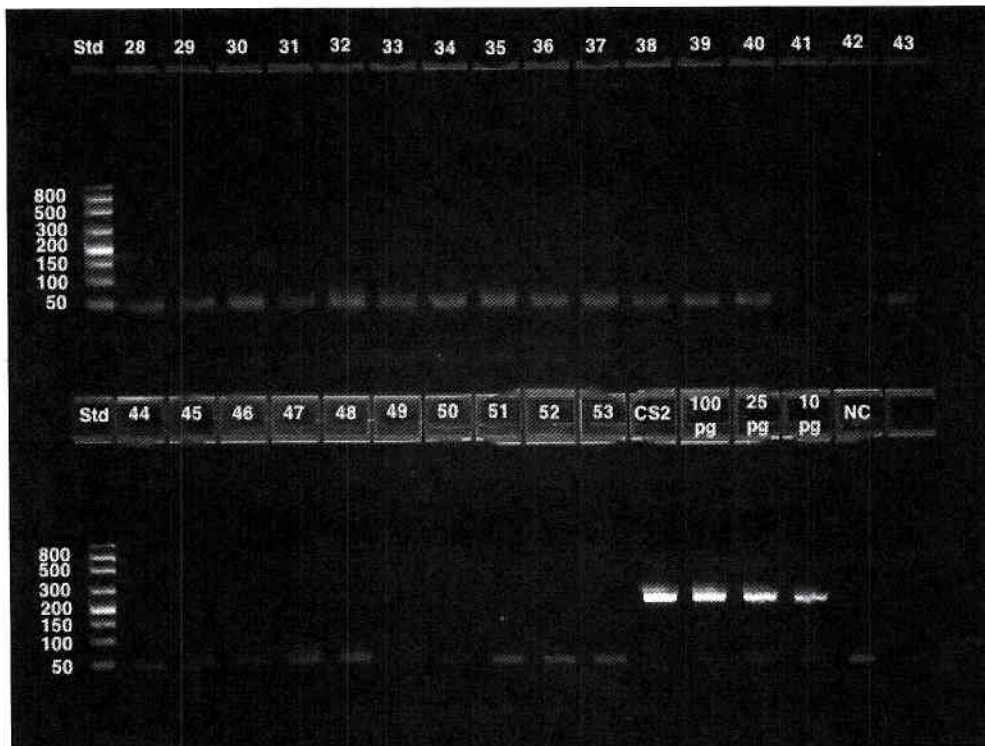
DNA was extracted from swabs using the Qiagen QIAamp DNA Blood Mini Kit in conjunction with the Qiagen QIAcube automated DNA prep instrument. In addition to the 80 sample swabs, DNA was also isolated from three positive control cheek swabs. PCR amplifications were performed on the DNA preps to determine whether DNA is present on the sample swabs. In addition to the 83 DNA preps, amplifications were also done on three control genomic DNA amounts (100 pg, 25 pg and 10 pg) as well as a no DNA control for a total of 87 PCR amplifications. The primers used for the amplifications are the human DNA repeat region AluYb8 (225bp).

After amplification an aliquot of each reaction was run on 2.2% double tier Lonza flash gels. A DNA ladder was also loaded as a size standard.

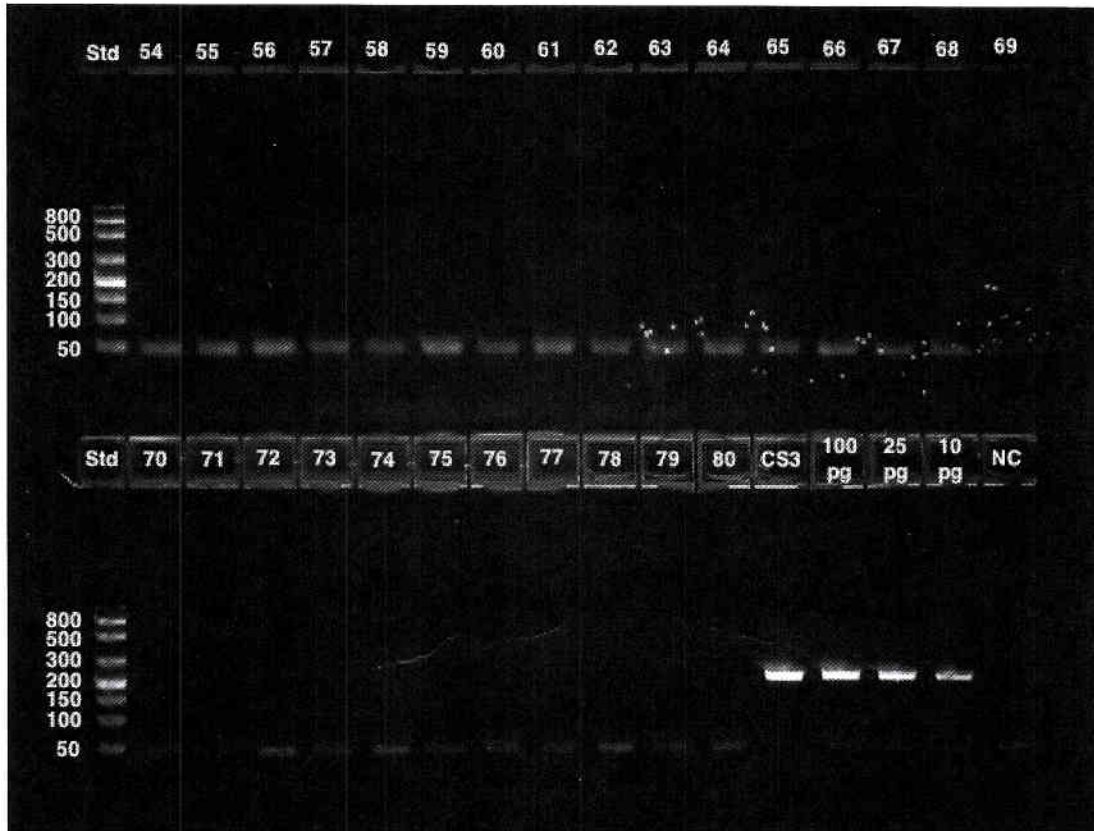
PCR Gel 1 (Beginning Swabs)



PCR Gel 2 (Middle Swabs)



PCR Gel 3 (End Swabs)



Based on the above results these swabs are considered to be DNA-free and PASS.

Signature and Date

10.1.14-10.6.14

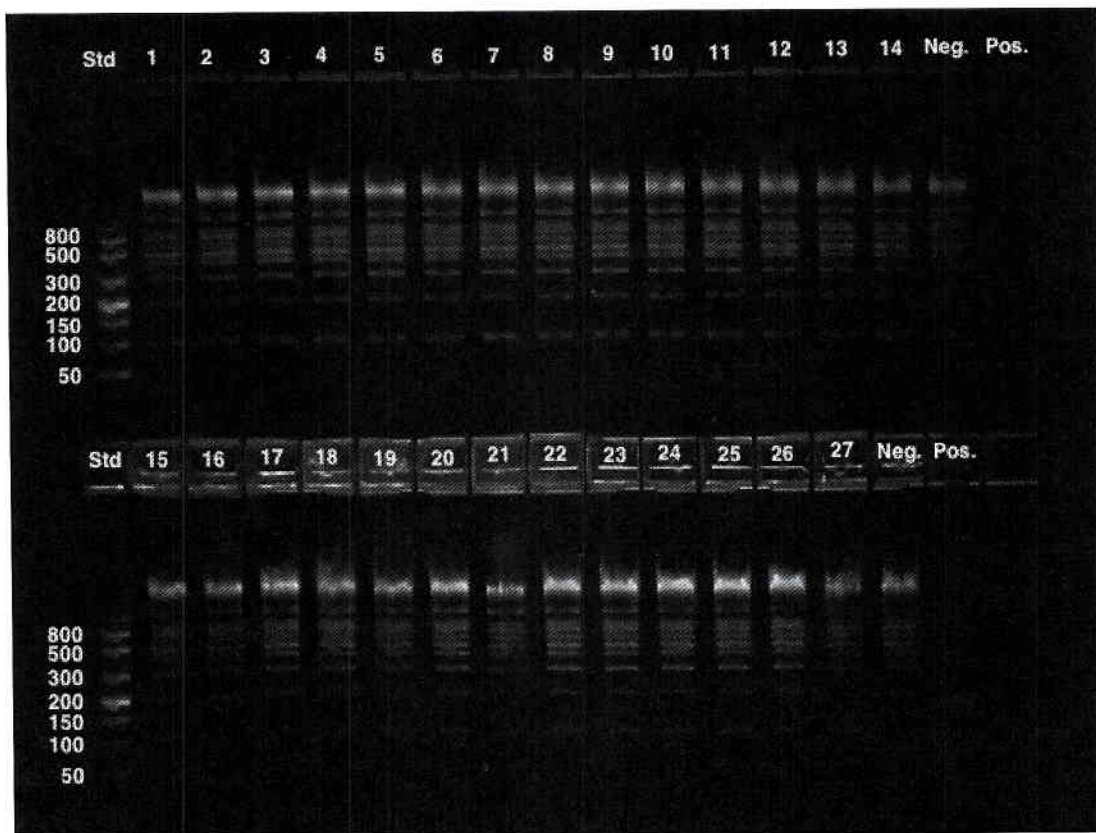
PMP Representative

Paul DiJulio
Paul DiJulio 10/9/14

DNase Test

Twenty-seven sample swabs were tested for the presence of DNase activity. Two controls, one positive and one negative, were also tested. The swabs and controls were incubated with the 1 KB Plus DNA ladder added as the substrate. The controls contained no swabs; the positive control had the addition of DNaseI while the negative control did not. Aliquots of each reaction were run on a 2.2% double tier Lonza flash gel. If there is DNase present on the swabs, then the 1 KB Plus DNA ladder from the test reactions should show degradation when compared to the negative control.

DNase Assay Gel



The above results show that there is no degradation of the substrate DNA after incubation with the swabs. The swabs are considered to be DNase-free and PASS.

Signature and Date

10.7.14

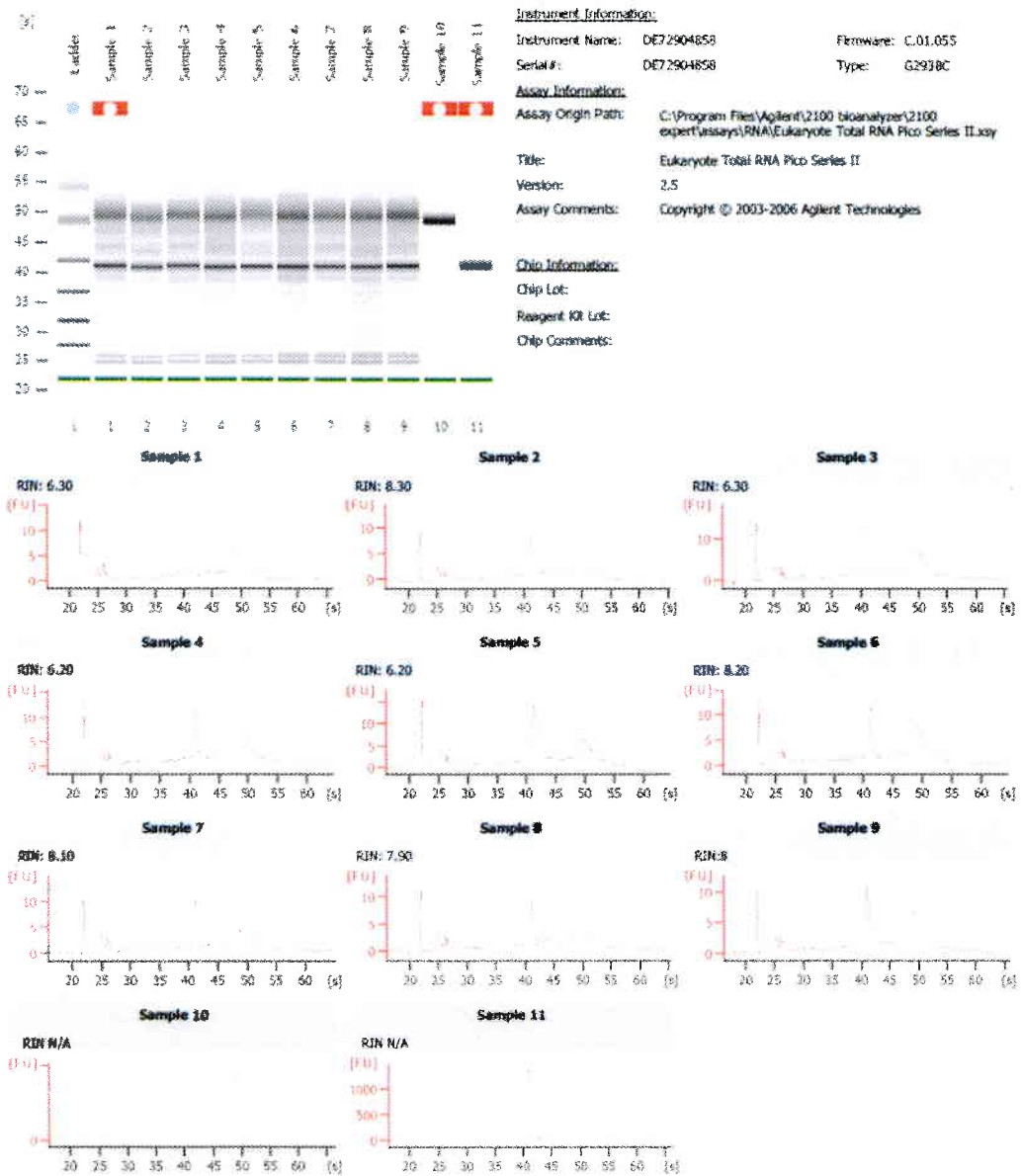
PMP Representative

Paul B. Sig...
Paul B. Sig... 10/9/14

RNase Test

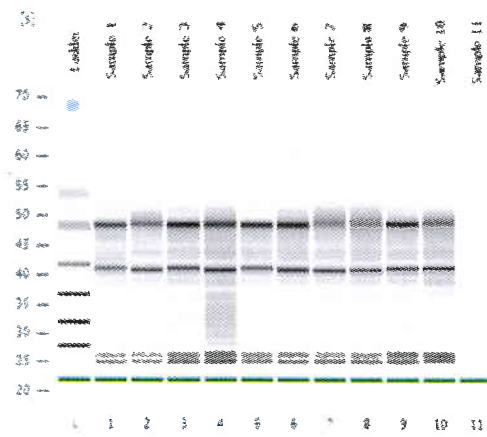
Twenty-seven swabs were tested for the presence of RNase activity. Two controls, one positive and one negative, were also tested. The swabs and controls were incubated with total RNA added as the substrate. The controls contained no swabs; the positive control had the addition of RNase A while the negative control did not. Aliquots of each reaction were run on the Agilent Bioanalyzer. If there is RNase present on the swabs the ribosomal RNA bands should show degradation when compared to the negative control. One chip was run for each region tested, beginning, middle and end.

Beginning Swab Chip



Samples 1-9 are the test swabs. Sample 10 is the negative control and sample 11 is the positive control. Samples 10 and 11 contain an anomalous RNaseZAP peak masking the rRNA peaks.

Middle Swab Chip



Instrument Information:

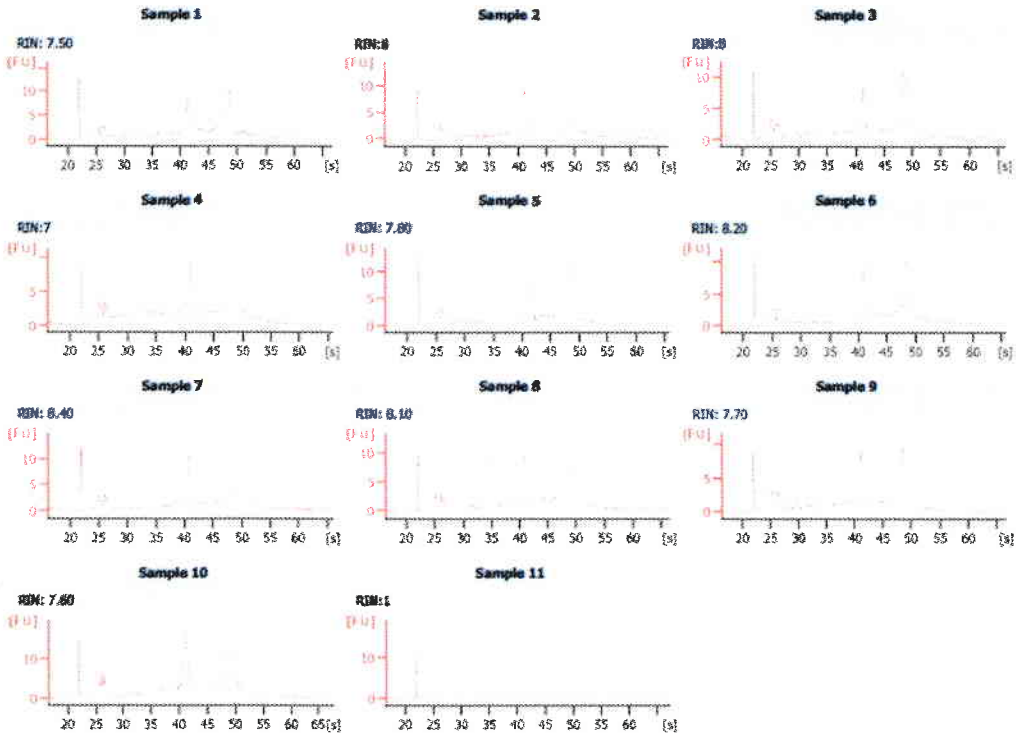
Instrument Name: DE72904858 Firmware: C.01.055
 Serial#: 0E72904858 Type: G2938C

Assay Information:

Assay Origin Path: C:\Program Files\Agilent\2100 bioanalyzer\2100 expert\assays\RNA\Eukaryote Total RNA Pico Series II.ox
 Title: Eukaryote Total RNA Pico Series II
 Version: 2.5
 Assay Comments: Copyright © 2003-2006 Agilent Technologies

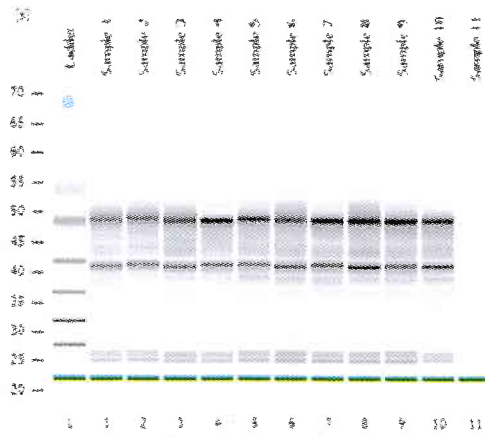
Chip Information:

Chip Lot:
 Reagent Kit Lot:
 Chip Comments:



Samples 1-9 are the test swabs. Sample 10 is the negative control and sample 11 is the positive control.

End Swab Chip



Instrument Information:

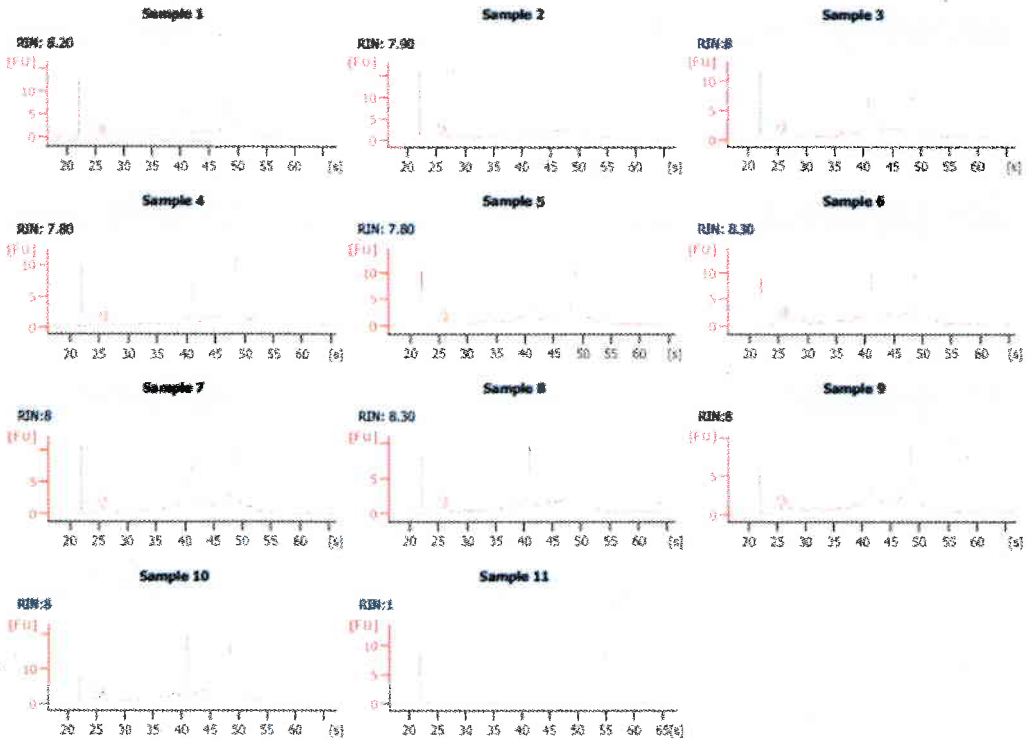
Instrument Name: DE72904858 Firmware: C.01.055
 Serial #: DE72904858 Type: G2938C

Assay Information:

Assay Origin Path: C:\Program Files\Agilent\2100 bioanalyzer\2100 expert\assays\RNA\Eukaryote Total RNA Pico Series II.xsy
 Title: Eukaryote Total RNA Pico Series II
 Version: 2.5
 Assay Comments: Copyright © 2003-2006 Agilent Technologies

Chip Information:

Chip Lot:
 Reagent Kit Lot:
 Chip Comments:



Samples 1-9 are the test swabs. Sample 10 is the negative control and sample 11 is the positive control.

The above results show that there is no degradation of the substrate RNA after incubation with the swabs. The swabs are considered to be RNase-free and PASS.

Signature and Date

10.8.14

PMP Representative

Paul DeBake
 Paul DeBake 10/9/14